

India's finest range of Juicers,  
Mixers, Grinders and Blenders.

**SUJATA**   
TRUST THE EXPERT

## MG01

MIXER GRINDER  
1000 WATTS



MOTOR WITH TWO  
BALL BEARING FOR  
BOTH THE ENDS



SELF ALIGNMENT OF  
JARS AND MOTOR



FINE DRY GRINDING



SMOOTH WET  
GRINDING



RETAINS NATURAL  
FLAVOUR & TASTE



## MG02

MIXER GRINDER  
1000 WATTS



MOTOR WITH TWO  
BALL BEARING FOR  
BOTH THE ENDS



SELF ALIGNMENT OF  
JARS AND MOTOR



FINE DRY GRINDING



SMOOTH WET  
GRINDING



RETAINS NATURAL  
FLAVOUR & TASTE



## MG03

MIXER GRINDER  
1000 WATTS



MOTOR WITH TWO  
BALL BEARING FOR  
BOTH THE ENDS



SELF ALIGNMENT OF  
JARS AND MOTOR



FINE DRY GRINDING



SMOOTH WET  
GRINDING



RETAINS NATURAL  
FLAVOUR & TASTE



## BLENDCRAFT

HANDBLENDER



180W  
POWERFUL  
MOTOR



18000  
RPM  
SUPER QUICK  
BLENDING



DUAL SPEED



CORD LENGTH  
2 METRE



RUST FREE



FOOD GRADE  
METAL



A range of premium appliances to delight your taste buds.

**SUJATA**  
TRUST THE EXPERT

**PT12 - POP-UP TOASTER**  
4-SLICES | 1500W



- EXTRA WIDE TOAST SLOTS
- HIGH LIFT TOAST
- COOL TOUCH METAL BODY\*
- 1 METRE CORD LENGTH

**PT11 - POP-UP TOASTER**  
2-SLICES | 900W



- EXTRA WIDE TOAST SLOTS
- HIGH LIFT TOAST
- COOL TOUCH METAL BODY\*
- 1 METRE CORD LENGTH

**PT01 - POP-UP TOASTER**  
2-SLICES | 830W



- EXTRA WIDE TOAST SLOTS
- HIGH LIFT TOAST
- DEFROST/ REHEAT

**SG01 - MULTI PURPOSE GRILL**  
2000W



- 180° FLAT OPEN
- EASY TO CLEAN
- 1 METRE CORD LENGTH
- HEAVY PRESS HANDLE

**SANDWICH MAKER**  
750W



SW01  
PATTY PLATE



SW02  
GRILL PLATE

- ERGONOMIC NOTEBOOK DESIGN
- EASY TO CLEAN
- AUTO TEMPERATURE CONTROL
- 0.9 METRE CORD LENGTH

**SANDWICH MAKER**  
900W



SW11  
PATTY PLATE



SW12  
GRILL PLATE

- XL PLATE
- COOL TOUCH HANDLE
- AUTO TEMPERATURE CONTROL
- 1 METRE CORD LENGTH
- OVERHEAT PROTECTION

Engineering excellence,  
now in dry Irons.

**SUJATA**   
TRUST THE EXPERT

**SMOOTHSLIDE**  
DRY IRON | 1100W



-  NON-STICK TWO-COAT ON SOLE PLATE
-  OVERHEAT PROTECTION THERMAL FUSE
-  DESIGNED FOR TRICKY AREAS
-  SUPERIOR PERFORMANCE

**ESPIRA**  
DRY IRON | 1000W



-  NON-STICK TWO-COAT ON SOLE PLATE
-  OVERHEAT PROTECTION THERMAL FUSE
-  DESIGNED FOR TRICKY AREAS
-  SUPERIOR PERFORMANCE

**DRY FAST MAX**  
DRY IRON | 1000W






-  GERMAN NON-STICK TWO-COAT ON SOLE PLATE
-  OVERHEAT PROTECTION THERMAL FUSE
-  DESIGNED FOR TRICKY AREAS
-  SUPERIOR PERFORMANCE

Hot water in a jiffy,  
when you want it.

**EK01 - ELECTRIC KETTLE**  
1.5 LITRE | 1500W



-  DOUBLE WALL COOL TOUCH
-  304 STAINLESS STEEL TANK & LID
-  3-WAY AUTO SHUT-OFF



-  40 WATTS
-  Heavy duty
-  Easy to clean
-  Anti-drip spout
-  Shock-proof